

SPECIFICATIONS

WOOD DOORS – Natradoor range by Stemko Group


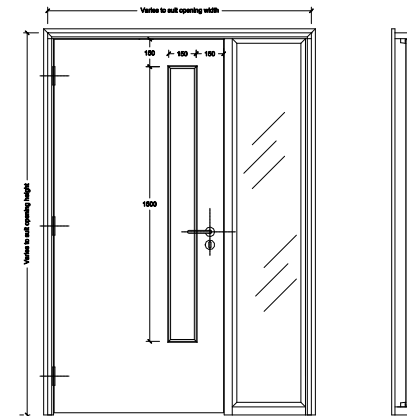
Unit 17 Langley Drive, Castle Bromwich, Birmingham, B35 7AD. 0121 749 7099.

- Fire resistance rating: Not applicable / FD30 / FD60.
- Sound insulation rating: Not applicable / 28dB / 32dB.
- Door leaf:
 - Core: Solid severe duty to BS EN 1192/DD171.
 - Facings: Veneer / Primed / Laminate / Foil / PVC
 - Species: Oak / Walnut / Ash / Maple / Steamed Beech / Cherry / Sapele / Koto / Eucalyptus / Not Applicable
 - Lippings: Concealed lipping to long edges
 - Species: Hardwood
 - Thickness: 44mm / 54mm to suit fire resistance and sound insulation requirements.
 - Finish as delivered: Primed / Lacquered
- Vision Panel:
 - Dimension: As shown on door schedule.
 - Glazing: Clear single glazing to suit fire resistance and sound insulation requirements.
 - Beading:
 - Material: Hardwood to match door leaf lipping.
 - Design: Standard bolection / Flush
 - Fixing method: Pinned.

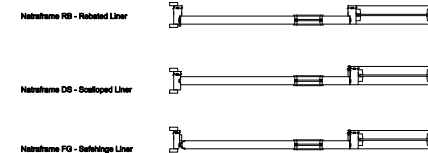
WOOD DOOR FRAMES – Natraframe LS range by Stemko Group

Unit 17 Langley Drive, Castle Bromwich, Birmingham, B35 7AD. 0121 749 7099.

- Frame:
 - Wood species: Paint-grade softwood or hardwood / Oak / Walnut / Ash / Maple / Steamed Beech / Cherry / Sapele / Koto / Eucalyptus
 - Finish as delivered: Prepared and primed / lacquered
 - Dimensions: As shown in door schedule.
 - Frame: 32mm x depth to suit wall thickness.
 - Door stop: 12 x 32mm
 - Rebate depth: Door thickness + 2mm
- Architraves: As section P20.
- Perimeter seals: As required by fire, smoke and sound requirements.



Alternative Frame Details



**STEMKO GROUP
NATRADOOR TIMBER DOOR
AND FRAME WITH SIDE
SCREEN**